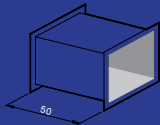
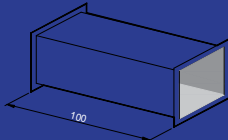


# Conductos y accesorios extracción

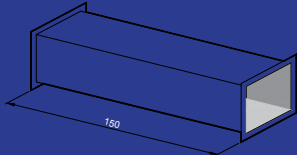
Canali langiati (cm. 50)					
DA cm.	A cm.	Cod.		Cod.	
		Z *		I *	
20x30	30x30	C2030Z		C2030I	
32x32	40x40	C3232Z		C3232I	
42x42	60x40	C4242Z		C4242I	
62x42	80x40	C6242Z		C6242I	



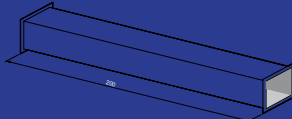
Canali langiati (cm. 100)					
DA cm.	A cm.	Cod.		Cod.	
		Z *		I *	
20x30	30x30	D2030Z		D2030I	
32x32	40x40	D3232Z		D3232I	
42x42	60x40	D4242Z		D4242I	
62x42	80x40	D6242Z		D6242I	



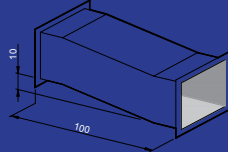
Canali langiati (cm. 150)					
DA cm.	A cm.	Cod.		Cod.	
		Z *		I *	
20x30	30x30	E2030Z		E2030I	
32x32	40x40	E3232Z		E3232I	
42x42	60x40	E4242Z		E4242I	
62x42	80x40	E6242Z		E6242I	



Canali langiati (cm. 200)					
DA cm.	A cm.	Cod.		Cod.	
		Z *		I *	
20x30	30x30	F2030Z		F2030I	
32x32	40x40	F3232Z		F3232I	
42x42	60x40	F4242Z		F4242I	
62x42	80x40	F6242Z		F6242I	



Spostamenti (cm 100)					
DA cm.	A cm.	Cod.		Cod.	
		Z *		I *	
20x30	30x30	S2030Z		S2030I	
32x32	40x40	S3232Z		S3232I	
42x42	60x40	S4242Z		S4242I	
62x42	80x40	S6242Z		S6242I	

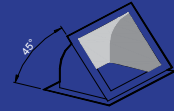


\* Z = Acciaio zincato

\* I = Aisi 304

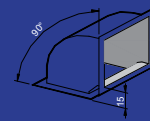
### Curve a 45°, raggio cm. 15

DA cm.	A cm.	Cod.		Cod.	
		Z *		I *	
20x30	30x30	C452030Z		C452030I	
32x32	40x40	C453232Z		C453232I	
42x42	60x40	C454242Z		C454242I	
62x42	80x40	C456242Z		C456242I	



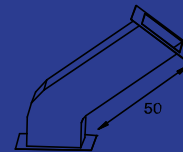
### Curve a 90°, raggio cm. 15

DA cm.	A cm.	Cod.		Cod.	
		Z *		I *	
20x30	30x30	C902030Z		C902030I	
32x32	40x40	C903232Z		C903232I	
42x42	60x40	C904242Z		C904242I	
62x42	80x40	C906242Z		C906242I	



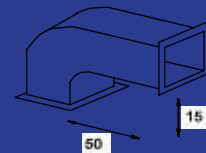
### Curve speciali lunghe e ribassate (45°)

DA cm.	A cm.	Cod.		Cod.	
		Z *		I *	
20x30	30x30	H2030Z		H2030I	
32x32	40x40	H3232Z		H3232I	
42x42	60x40	H4242Z		H4242I	
62x42	80x40	H6242Z		H6242I	



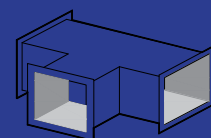
### Curve speciali lunghe e ribassate (90°)

DA cm.	A cm.	Cod.		Cod.	
		Z *		I *	
20x30	30x30	I2030Z		I2030I	
32x32	40x40	I3232Z		I3232I	
42x42	60x40	I4242Z		I4242I	
62x42	80x40	I6242Z		I6242I	



### Raccordi a 3 vie

DA cm.	A cm.	Cod.		Cod.	
		Z *		I *	
20x30	30x30	T2030Z		T2030I	
32x32	40x40	T3232Z		T3232I	
42x42	60x40	T4242Z		T4242I	
62x42	80x40	T6242Z		T6242I	



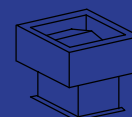
\* Z = Acciaio zincato

\* I = Aisi 304

# Componenti per impianti di aspirazione - Canali – Curve - Raccordi

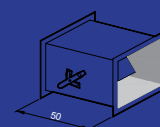
## Cappello espulsione a flusso verticale

DA cm.	A cm.	Cod.		Cod.	
		Z *		I *	
20x30	30x30	L2030Z		L2030I	
32x32	40x40	L3232Z		L3232I	
42x42	60x40	L4242Z		L4242I	
62x42	80x40	L6242Z		L6242I	



## Serranda tagliafuoco REI 120 - Spessore 300

DA cm.	A cm.	Cod.		Cod.	
		Z *		I *	
20x30	30x30	N2030Z		N2030I	
32x32	40x40	N3232Z		N3232I	
42x42	60x40	N4242Z		N4242I	
62x42	80x40	N8040Z		N8040I	



## Tubi tondi da 1 mt.

cm.	Cod.		Cod.	
	Z *		I *	
ø 10	TT10Z		TT10I	
ø 20	TT20Z		TT20I	
ø 30	TT30Z		TT30I	
ø 32	TT32Z		TT32I	
ø 40	TT40Z		TT40I	



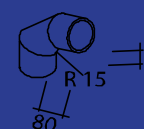
## Curve a 45°

cm.	Cod.		Cod.	
	Z *		I *	
ø 10	C4510Z		C4510I	
ø 20	C4520Z		C4520I	
ø 30	C4530Z		C4530I	
ø 32	C4532Z		C4532I	
ø 40	C4540Z		C4540I	



## Curve a 90°

cm.	Cod.		Cod.	
	Z *		I *	
ø 10	TC9010Z		TC9010I	
ø 20	TC9020Z		TC9020I	
ø 30	TC9030Z		TC9030I	
ø 32	TC9032Z		TC9032I	
ø 40	TC9040Z		TC9040I	



\* Z = Acciaio zincato

\* I = Aisi 304

# Componenti per impianti di aspirazione - Canali – Curve - Raccordi

## Raccordi a 3 vie 45°

cm.	Cod.		Cod.	
	Z *		I *	
ø 10	RT45-10Z		RT45-10I	
ø 20	RT45-20Z		RT45-20I	
ø 30	RT45-30Z		RT45-30I	
ø 32	RT45-32Z		RT45-32I	
ø 40	RT45-40Z		RT45-40I	



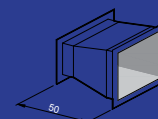
## Raccordi a 3 vie 90°

cm.	Cod.		Cod.	
	Z *		I *	
ø 10	RT90-10Z		RT90-10I	
ø 20	RT90-20Z		RT90-20I	
ø 30	RT90-30Z		RT90-30I	
ø 32	RT90-32Z		RT90-32I	
ø 40	RT90-40Z		RT90-40I	



## Riduzioni quadro - quadro

DA cm.	A cm.	Cod.		Cod.	
		Z *		I *	
20x30	30x30	O2030Z		O2030I	
32x32	40x40	O3232Z		O3232I	
42x42	60x40	O4242Z		O4242I	
62x42	80x40	O6242Z		O6242I	



## Raccordi quadro tondo

DA cm.	A cm.	Cod.		Cod.	
		Z *		I *	
ø 10	30x30	RQ10Z		RQ10I	
ø 32	40x40	RQ32Z		RQ32I	



## Comando manuale serranda

DA cm.	A cm.	Cod.		Cod.	
		Z *		I *	
20x30	30x30	CSM2030Z		CSM2030I	
32x32	40x40	CSM3232Z		CSM3232I	
42x42	60x40	CSM4242Z		CSM4242I	

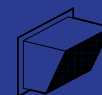


\* Z = Acciaio zincato

\* I = Aisi 304

# Componenti per impianti di aspirazione - Canali – Curve - Raccordi

Terminale parapioggia per tubo quadro					
DA cm.	A cm.	Cod.		Cod.	
		Z *		I *	
20x30	30x30	TP2030Z		TP2030I	
32x32	40x40	TP3232Z		TP3232I	
42x42	60x40	TP4242Z		TP4242I	
62x42	80x40	TP6242Z		TP6242I	



Cappello espulsione a flusso verticale					
DA cm.	A cm.	Cod.		Cod.	
		Z *		I *	
ø 10	ø 30	CE10Z		CE10I	
ø 32	ø 40	CE32Z		CE32I	



Terminale con rete (Lunghezza cm. 30)					
DA cm.	A cm.	Cod.		Cod.	
		Z *		I *	
ø 10	ø 30	TR10Z		TR10I	
ø 32	ø 40	TR32Z		TR32I	



Raccordo tra ø e ø per tubo tondo					
DA cm.	A cm.	Cod.		Cod.	
		Z *		I *	
Ø 10	Ø 30	RT1030Z		RT1030I	
Ø 32	Ø 40	RT3240Z		RT3240I	



Serranda manuale					
	cm.	Cod.		Cod.	
		Z *		I *	
	ø 10	SM10Z		SM10I	
	ø 20	SM20Z		SM20I	
	ø 30	SM30Z		SM30I	
	ø 32	SM32Z		SM32I	
	ø 40	SM40Z		SM40I	
	ø 42	SM42Z		SM42I	
	ø 60	SM60Z		SM60I	



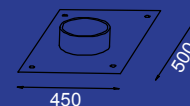
\* Z = Acciaio zincato

\* I = Aisi 304

# Componenti per impianti di aspirazione - Canali – Curve - Raccordi

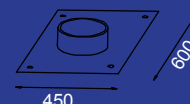
## Collarino per cappa 45x50

DA cm.	A cm.	Cod.		Cod.	
		Z *		I *	
ø 10	ø 30	C455010Z		C455010I	



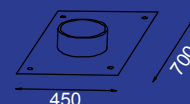
## Collarino per cappa 45x60

DA cm.	A cm.	Cod.		Cod.	
		Z *		I *	
ø 10	ø 30	C456010Z		C456010I	
ø 32	ø 40	C456032Z		C456032I	



## Collarino per cappa 45x70

DA cm.	A cm.	Cod.		Cod.	
		Z *		I *	
ø 10	ø 30	C457010Z		C457010I	
ø 32	ø 40	C457032Z		C457032I	



## Tronchetto con serranda ad alette contrapposte

DA cm.	A cm.	Cod.		Cod.	
		Z *		I *	
20x30	30x30	TS2030Z		TS2030I	
32x32	40x40	TS3232Z		TS3232I	
42x42	60x40	TS4242Z		TS4242I	
62x42	80x40	TS6242Z		TS6242I	



## Nipples

	A cm.	Cod.		Cod.	
		Z *		I *	
	ø 10	NIP10Z		NIP10I	
	ø 20	NIP20Z		NIP20I	
	ø 30	NIP30Z		NIP30I	
	ø 32	NIP32Z		NIP32I	
	ø 40	NIP40Z		NIP40I	




\* Z = Acciaio zincato


\* I = Aisi 304

# Componenti per impianti di aspirazione - Canali – Curve - Raccordi


Tubo flessibile (alluminio)					
	cm.	Cod.			
	Ø 12	TF12			
	Ø 15	TF15			
	Ø 20	TF20			
	Ø 25	TF25			
	Ø 30	TF30			



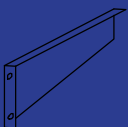
Fascette stringitubo					
	cm.	Cod.		Cod.	
		Z *		I *	
	Ø 10/30	FAS10Z		FAS10I	
	Ø 32/40	FAS32Z		FAS32I	




Giunto antivibrante per tubo quadro					
DA cm.	A cm.	Cod.		Cod.	
		Z *		I *	
20x30	30x30	GI2030Z		GI2030I	
32x32	40x40	GI3232Z		GI3232I	
42x42	60x40	GI4242Z		GI4242I	
62x42	80x40	GI6242Z		GI6242I	



Staffe sostegno canali					
DA cm.	A cm.	Cod.		Cod.	
		Z *		I *	
20	30	ST20Z		ST20I	
32	40	ST32Z		ST32I	
42	50	ST42Z		ST42I	



Morsetti per flange					
	N°	Cod.			
	10 pz	MF10			



\* Z = Acciaio zincato

\* I = Aisi 304