








Fregaderos






mod.	mm.			
12-63TC	1200x630x900/1000H	870x260x200H	48	0,55






mod.	mm.			
18-63TC	1800x630x900/1000H	1600x300x200H	65	0,86






mod.	mm.			
16-63TC-DX	1600x630x900/1000H	400x400x250H	52	0,43
21-63TC-DX	2100x630x900/1000H	400x400x250H	76	0,57






mod.	mm.			
16-63TC-SX	1600x630x900/1000H	400x400x250H	52	0,43
21-63TC-SX	2100x630x900/1000H	400x400x250H	76	0,57






mod.	mm.			
16-63TCA-DX	1600x630x900/1000H	400x400x250H	97	1,30
21-63TCA-DX	2100x630x900/1000H	400x400x250H	120	1,80






mod.	mm.			
16-63TCA-SX	1600x630x900/1000H	400x400x250H	97	1,30
21-63TCA-SX	2100x630x900/1000H	400x400x250H	120	1,80

DX = vasca a destra | right bowl | cuve à droite | Becken rechts | tina a mano derecha
 SX = vasca a sinistra | left bowl | cuve à gauche | Becken links | tina a mano izquierda






mod.	mm.			
60-63-1V	600x630x900/1000H	500x400x250H	14	0,25
70-63-1V	700x630x900/1000H	500x400x250H	17	0,25






mod.	mm.			
60-63-1VR	600x630x900/1000H	500x400x250H	31	0,25
70-63-1VR	700x630x900/1000H	500x400x250H	34	0,25






mod.	mm.			
60-63-1VA	600x630x900/1000H	500x400x250H	42	0,50
70-63-1VA	700x630x900/1000H	500x400x250H	45	0,50






mod.	mm.			
12-63-1V-DX	1200x630x900/1000H	500x400x250H	29	0,32
12-63-1V-SX	1200x630x900/1000H	500x400x250H	29	0,32



mod.	mm.			
12-63-1VR-DX	1200x630x900/1000H	500x400x250H	43	0,32
12-63-1VR-SX	1200x630x900/1000H	500x400x250H	43	0,32









mod.	mm.			
12-63-1VA-DX	1200x630x900/1000H	500x400x250H	74	1,10
12-63-1VA-SX	1200x630x900/1000H	500x400x250H	74	1,10




DX = vasca a destra | right bowl | cuve à droite | Becken rechts | tina a mano derecha
 SX = vasca a sinistra | left bowl | cuve à gauche | Becken links | tina a mano izquierda




Fregaderos









mod.	mm.			
12-63-2V	1200x630x900/1000H	2 x 500x400x250H	29	0,32

mod.	mm.			
12-63-2VR	1200x630x900/1000H	2 x 500x400x250H	43	0,32

mod.	mm.			
12-63-2VA	1200x630x900/1000H	2 x 500x400x250H	74	1,10




mod.	mm.			
14-63-2V-DX	1400x630x900/1000H	2 x 400x400x250H	35	0,39
16-63-2V-DX	1600x630x900/1000H	2 x 500x400x250H	41	0,43
19-63-2V-DX	1900x630x900/1000H	2 x 500x400x250H	50	0,50
14-63-2V-SX	1400x630x900/1000H	2 x 400x400x250H	35	0,39
16-63-2V-SX	1600x630x900/1000H	2 x 500x400x250H	41	0,43
19-63-2V-SX	1900x630x900/1000H	2 x 500x400x250H	50	0,50

mod.	mm.			
14-63-2VR-DX	1400x630x900/1000H	2 x 400x400x250H	49	0,39
16-63-2VR-DX	1600x630x900/1000H	2 x 500x400x250H	55	0,43
19-63-2VR-DX	1900x630x900/1000H	2 x 500x400x250H	64	0,50
14-63-2VR-SX	1400x630x900/1000H	2 x 400x400x250H	49	0,39
16-63-2VR-SX	1600x630x900/1000H	2 x 500x400x250H	55	0,43
19-63-2VR-SX	1900x630x900/1000H	2 x 500x400x250H	64	0,50




mod.	mm.			
14-63-2VA-DX	1400x630x900/1000H	2 x 400x400x250H	84	1,20
16-63-2VA-DX	1600x630x900/1000H	2 x 500x400x250H	93	1,30
19-63-2VA-DX	1900x630x900/1000H	2 x 500x400x250H	108	1,60
14-63-2VA-SX	1400x630x900/1000H	2 x 400x400x250H	84	1,20
16-63-2VA-SX	1600x630x900/1000H	2 x 500x400x250H	93	1,30
19-63-2VA-SX	1900x630x900/1000H	2 x 500x400x250H	108	1,60

DX = vasca a destra | right bowl | cuve à droite | Becken rechts | tina a mano derecha
 SX = vasca a sinistra | left bowl | cuve à gauche | Becken links | tina a mano izquierda






mod.	mm.			
21-63-2V	2100x630x900/1000H	2 x 500x400x250H	56	0,57






mod.	mm.			
21-63-2VR	2100x630x900/1000H	2 x 500x400x250H	70	0,57






mod.	mm.			
21-63-2VA	2100x630x900/1000H	2 x 500x400x250H	120	1,80






mod.	mm.			
21-63-3VR	2100x630x900/1000H	3 x 600x400x300h	75	0,57






mod.	mm.			
21-63-3VA	2100x630x900/1000H	3 x 600x400x300h	125	1,80

Fregaderos






mod.	mm.			
10-63-1V	1000x630x900/1000H	800x500x350H	26	0,28
13-63-1V	1300x630x900/1000H	1100x500x350H	32	0,35






mod.	mm.			
10-63-1VA	1000x630x900/1000H	800x500x350H	64	0,90
13-63-1VA	1300x630x900/1000H	1100x500x350H	79	1,30



mod.	mm.			
16-63-2V	1600x630x900/1000H	2 x 700x500x350H	41	1,35




N.B. applicare nr^o 2 sifoni ad 1 via, mod. S1V
 N.B. Install 2 one-way siphons, Mod. S1V
 N.B. installer 2 siphons à 1 voie, Mod. S1V
 Hinweis: 2 herkömmliche Siphons anbringen, Mod. S1V
 N.B. aplicar n^o2 sifones a 1 via, mod. S1V






mod.	mm.			
16-63-2VA	1600x630x900/1000H	2 x 700x500x350H	93	1,30

N.B. applicare nr^o 2 sifoni ad 1 via, mod. S1V
 N.B. Install 2 one-way siphons, Mod. S1V
 N.B. installer 2 siphons à 1 voie, Mod. S1V
 Hinweis: 2 herkömmliche Siphons anbringen, Mod. S1V
 N.B. aplicar n^o2 sifones a 1 via, mod. S1V






mod.	mm.			
13I-63-1VR-DX	1300x630x900/1000H	500x400x250H	45	0,35
13I-63-1VR-SX	1300x630x900/1000H	500x400x250H	45	0,35






mod.	mm.			
13I-63-1VA-DX	1300x630x900/1000H	500x400x250H	51	1,15
13I-63-1VA-SX	1300x630x900/1000H	500x400x250H	51	1,15



mod.	mm.			
16I-63-2VR-DX	1600x630x900/1000H	2 x 400x400x250H	55	0,43
16I-63-2VR-SX	1600x630x900/1000H	2 x 400x400x250H	55	0,43



mod.	mm.			
16I-63-2VA-DX	1600x630x900/1000H	2 x 400x400x250H	61	1,30
16I-63-2VA-SX	1600x630x900/1000H	2 x 400x400x250H	61	1,30

N.B. lo spazio utile al disotto dello sgocciolatoio è pari a mm. 600x630x850H N.B. the useful space under the drainer is mm. 600x630x850H

N.B. l'espace utile sous l'égouttoir mesure mm 600x630x850H

Hinweis: Der Nutzraum unter der Abtropffläche beträgt 600 x 630 x 850H.

N.B. el espacio útil debajo del goteador es igual a mm. 600x630x850H

DX = vasca a destra | right bowl | cuve à droite | Becken rechts | tina a mano derecha
 SX = vasca a sinistra | left bowl | cuve à gauche | Becken links | tina a mano izquierda